

bowket

IPL BEAUTY MACHINE USER MANUAL



Shenzhen BOWEI tech Co.Ltd.

ADD:RM902;ShangMei Times;NO.57;LongGuan RD;Long Hua Dist Shenzhen, China;518000

Tel:86-755-29994192 13148703639

Email:sales@bowei-ch.com <http://www.bowei-ch.com/>

1.IPL Introduction:

IPL is a set of skin cooling technology, multi-band intense pulse light treatment technology as one of the intelligent, non-stripping skin reconstruction system. Magneto-optical combination of the above-mentioned technology, for different skin types and patients with different skin problems, given the targeted program. In the premise of adequate protection of the epidermis (epidermal cooling technology), the use of magneto-optical technology can be a unique decomposition of the epidermis and dermal spots within the pigment (such as: zygomatic brown glider mole, etc.), so that the maximum energy to focus on the dermis Of the collagen tissue and the hair follicle of the papilla area. The use of magneto-selective light and heat principle can enhance the effect of rejuvenation, freckle and hair removal, in patients with no obvious pain and side effects in the case of skin reconstruction and hair removal

2.IPL Features

- A, comprehensive treatment, the overall improvement of facial skin condition.
- B, without downtime without a vacation, noninvasive non-invasive, no need to apply anesthetic ointment
- C, the time is short, only 15 to 20 minutes each time
- D. a wider range of treatment, can cure the light can not achieve a variety of deep spots, small hair, the effect is more significant
- E. no side effects, can be normal face, makeup

3. Effect

- (1) can stimulate the activation of collagen mother cells, so that its newborn collagen, tightening the skin to reduce wrinkles
- (2) compact pores appear matte finish, like a silky smooth skin
- (3) rejuvenation, farewell skin color bleak, uneven skin tone
- (4) to remove the shallow spots, while improving part of the dermis layer spots. Facial light spot - dark spot, freckles

(5) hair quickly quickly get rid of

(6) to improve facial superficial microvascular disease, microvascular expansion, vascular skin ulcers

(7) to improve acne, smallpox in India, acne and so on

4. Instrument operation flow

1, must use distilled water or pure water, add water to overflow wells prevail, 15-30 days for a water.

2, each time after the water, the gun should be placed on the ground, water cycle five to ten minutes.

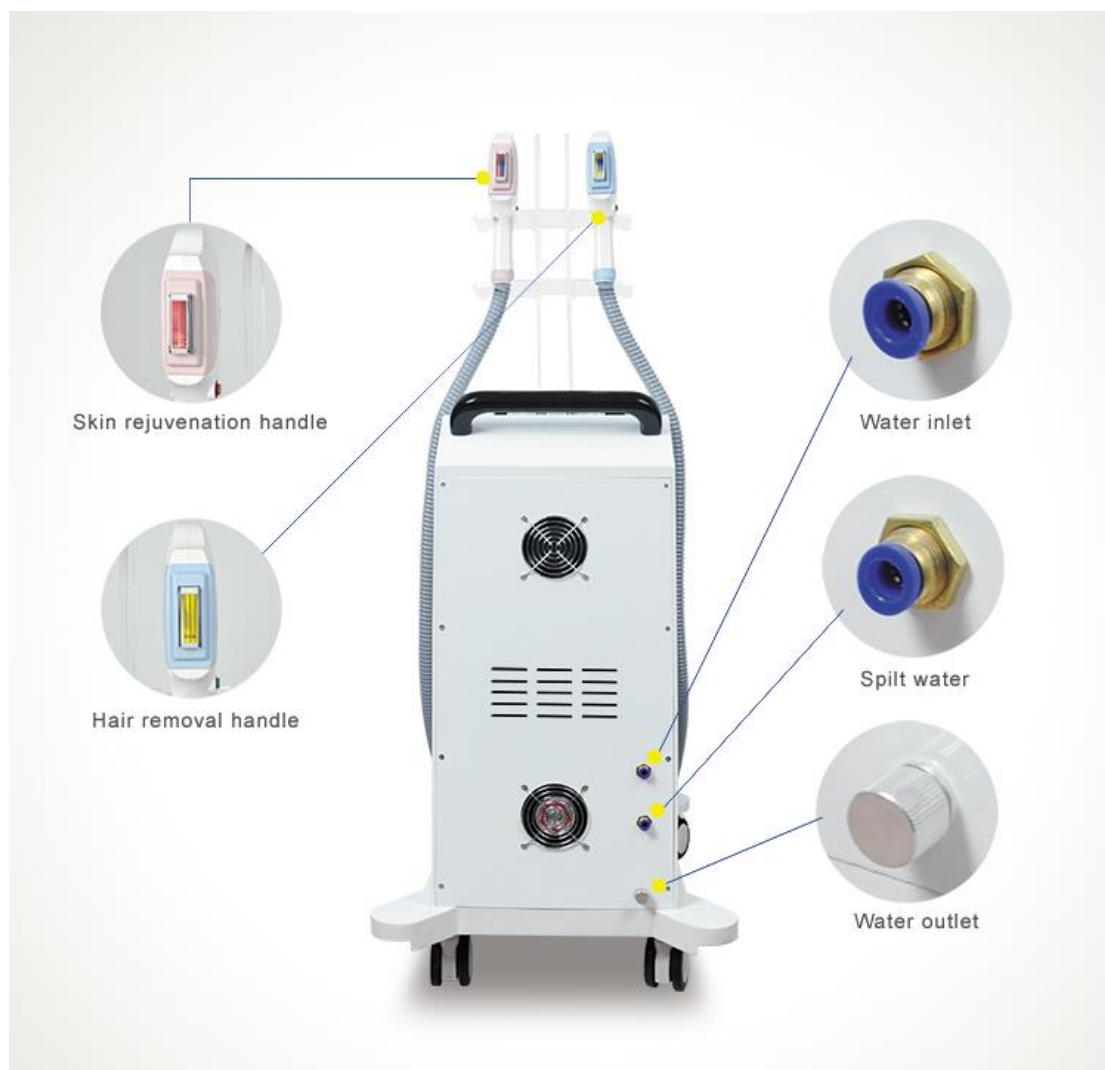
3, the instrument temperature can not exceed 55 °C, more than 55 °C after the instrument will automatically alarm, you must stop working and replace the water.

4, the operation, the instrument's water, overflow, plug to remove, is strictly prohibited in the heat source at the operation

Photo 1



Photo 2



5.IPL project parameter adjustment

HR handle

SR handle

bowket

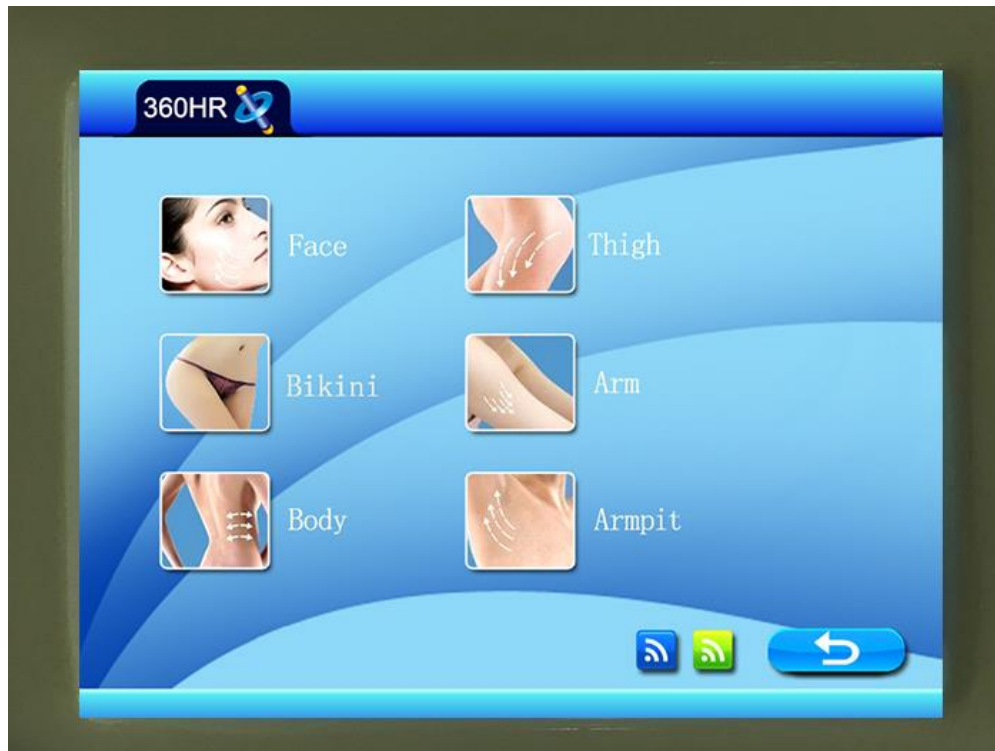


Note: HR on behalf of hair removal handle, specifically for hair removal project; SR on behalf of freckle rejuvenation handle, can be freckle, rejuvenation, acne, dilute red blood and other items



360Parameter adjustment diagram —:

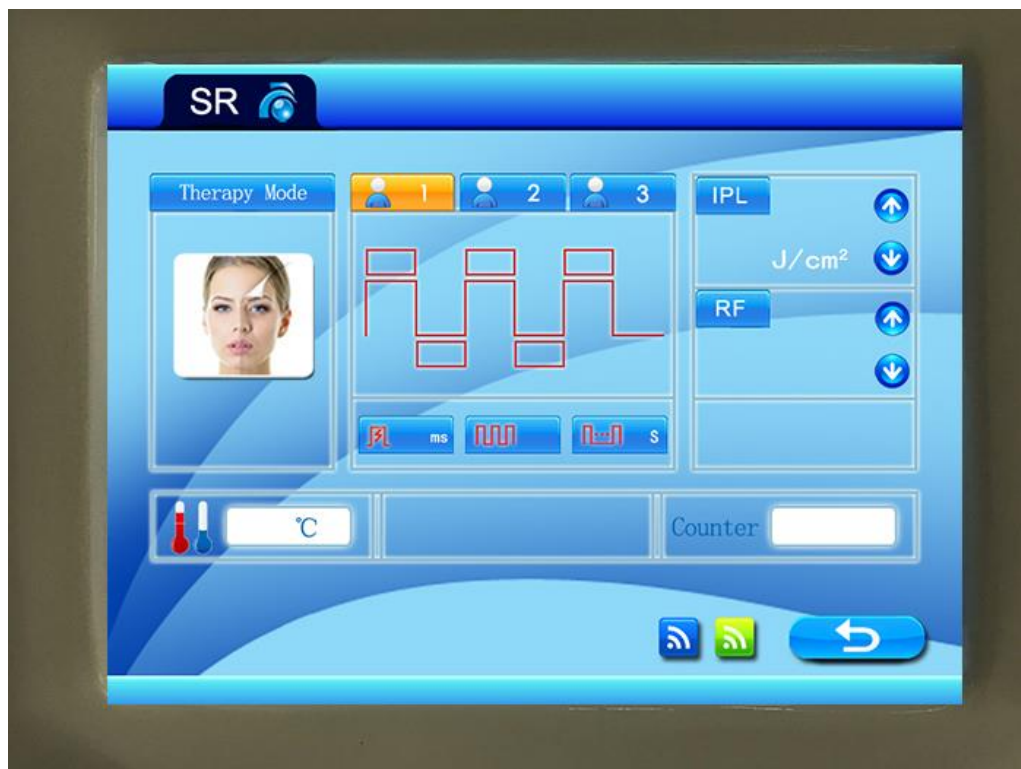
Shenzhen BOWEI tech Co.ltd.
ADD:RM902;ShangMei Times;NO.57;LongGuan RD;Long Hua Dist Shenzhen, China;518000
Tel:86-755-29994192 13148703639
Email:sales@bowei-ch.com <http://www.bowei-ch.com/>



(Hair removal treatment energy transfer from 10, the working frequency 3hz, pulse width 5.0ms)

Parameter adjustment diagram 二:

Shenzhen BOWEI tech Co.ltd.
ADD:RM902;ShangMei Times;NO.57;LongGuan RD;Long Hua Dist Shenzhen, China;518000
Tel:86-755-29994192 13148703639
Email:sales@bowei-ch.com <http://www.bowei-ch.com/>



HR treatment parameters:

Nursing care	The number of pulses	Pulse cycle	First pulse width	Secondary pulse width	interval	Light energy
Hair removal	3P-5P	1S-3S	Depth color: 1ms-3ms Light color: 3ms-5ms	Depth color: 1ms-3ms Light color: 3ms-5ms	20ms 25ms	Energy from 1 start up plus
Freckle removal	1P-2P	1S-3S	Depth color: 1ms-3ms Light color: 3ms-5ms	Depth color: 1ms-3ms Light color: 3ms-5ms	20ms 30ms	Energy from 1 start up plus
Skin rejuvenation	1P-3P	1S-3S	Partial white : 3ms-5ms Moderate : 2ms-5ms	Partial white : 3ms-5ms Moderate: 2ms-5ms Partial black :	10ms 20ms 30ms	Energy from 1 start up plus

			Partial black : 1ms-2ms	1ms-2ms		
Wrinkle removal	1P-3P	1S-3S	Partial white : 3ms-5ms Moderate : 2ms-5ms Partial black : 1ms-2ms	Partial white : 3ms-5ms Moderate: 2ms-5ms Partial black : 1ms-2ms	10ms 20ms 30ms	1 开始往上 加
Acne removal	1P-3P	1S-3S	偏白: 3ms-5ms 适中: 2ms-5ms 偏黑: 1ms-2ms	Partial white : 3ms-5ms Moderate: 2ms-5ms Partial black : 1ms-2ms	10ms 20ms 30ms	1 开始往上 加

HR operation flow:

- 1) choose care items: according to the customer's skin condition and needs, select the appropriate care items.
 - 2) customer file registration: detailed fill in customer file information, before taking pictures and archiving, the establishment of customer profile files, and confirm the treatment project.
 - 3) treatment site planning: should be based on the specific circumstances of the skin to develop a prominent focus on the treatment program.
 - 4) Introduce the treatment plan: to the customer details the care program, so that customers a comprehensive understanding of the skin before and after all the reflection and care should pay attention to matters.
 - 5) Tool preparation: Before operation to prepare for all the items required for operation: small bowl, scraper, absorbent cotton, gel, alcohol cotton, and equipment using care accessories.
 - 6) clean treatment areas: thoroughly clean the skin and keep the skin dry; and beautician hands and equipment care bald disinfection, to ensure the operation of the aseptic.
- (Note: before treatment, the customer should wear the ring, watch, necklace and other metal products removed)

Connect and check the instrument: connect the instrument power supply and various accessories, the LCD panel on the panel is off. Check the correct working status.

7) Magneto-optical treatment stage:

- 1) Power on: open the instrument power switch, the instrument display light, the system circuit immediately into the self-test state, the operator in this case should let the instrument run for 5 minutes before proceeding to the next step.

Note: If the power switch is turned on and the display is still off, check that the

emergency stop switch is reset. Rotate the emergency stop switch in the correct direction to reset the emergency stop switch, and the instrument enters standby mode.

2) preheat: preheat the instrument for at least three minutes, do not turn on the lights.

Purpose: to fully circulate the water in the water pipe, so as to avoid the smooth circulation of many times caused by bald gun phenomenon, to ensure the safety of operation.

3) surface: scraping the face of excess hair, forehead, eyebrows, two temples, cheeks, lips and other hair. (Two minutes)

Purpose: the hair is black, the operation will absorb part of the black light, the skin will absorb the light will be reduced, reducing the nursing effect; black hair absorption process will increase the care of the tingling of the care, so to scratch the hair ; If not scrape the hair, absorb the light of the small fluff will remain in the skin epidermis part of the heat, may increase the skin's sensitivity.

4) coated gel: magneto-optical care is coated with gel;

In the care items, care parts must be evenly coated 2-3mm thick cold gel (two minutes) (if the hair removal project need to scratch the hair (slightly stay) and then coated with cold gel).

Role: cold gel is a light guide agent, a town net, cooling, light guide the role. The cold gel is forbidden to be used repeatedly.

Taboo: coated with cold gel to avoid the eyes, eyebrows, lips, which belong to the forbidden area.

5) Eye: Requires the caregiver to close his eyes, covered with wet cotton or professional goggles on the eyes.

Role: to avoid the caregiver to see the light and tension, play a role in appeasement.

6) test sensitivity: adjust the safety parameters at the ear root to do two to three spots, observed for three minutes.

Role: the occurrence of allergic phenomena continue to operate.

7) Operation: Reconcile the orderly operation of the parameters for the caretaker. (About twenty minutes)

8) Fumian: After the end of the operation will be cold gel to stay in the face for about 20 minutes, if the care reflects a larger, long red time can be used cold water or ice water surface, apply to not red so far.

9) cleaning: cold water cleaning care parts of the cold gel, apply care after repair products

A) care of pigment problems, the first seven days of non-alcoholic products to pay the essence of water and repair the original 7 days, seven days after the evening to continue to repair the essence of repair, other skin care products normal.

B) care of general skin problems, the first seven days of repair repair water products 7 days, seven days after the evening other skin care products normal.

note:

A) Ask customers before surgery: whether the skin is sensitive, allergies, whether there is a history of care and care after the reaction, fill in the list of caregivers. The customer's skin completely

Shenzhen Bowei tech Co.ltd.

ADD:RM902;ShangMei Times;NO.57;LongGuan RD;Long Hua Dist Shenzhen, China;518000

Tel:86-755-29994192 13148703639

Email:sales@bowei-ch.com <http://www.bowei-ch.com/>

understand the better to master the parameters of regulation. Before the operation must inform the customer care will feel and what will change the skin.

B) before the operation to inform the carers have a slight tingling, so as not to panic.

C) from the safe energy value (1-10 for the safety energy value), ask the caregiver feel, according to customer experience, adjust the appropriate energy.

D) operation, the light spot from the bottom to the top of the tightly arranged, a stack of one-third of the parameters in the case of appropriate to prohibit repeated exposure to a certain part of the heat generated by repeated exposure may cause skin irritation and Burns

E) magneto-optical bald head to fit the skin vertically, should not be too tight or leave the skin (called virtual contact), virtual contact can (avoid) cause severe skin care after the reaction.

F) During the operation to observe the changes in the skin of the customer at any time, and listen to the skin care of the skin to feel the degree of pain, according to these two points at any time to exchange parameters. (Care of various skin problems to adjust the parameters and care of the skin feel the skin is different, please see the parameters of the table)

G) If the large area of disease care continuous operation, the instrument chassis cooling water will quickly heat up, then feel if the operation handle hot, please immediately suspended, you can take the replacement of cold water or let the water cooling and then do care, otherwise the Damage to important parts of the instrument.

IPL project steps:

A: 1, clean the skin 2 operating parts evenly coated with cold gel 3, the tip of the operation: the tip of the head close (not squeeze, is in contact with the skin, like stickers) skin epidermis, in the spot part next to a part Playing 4) back and forth to play more than 3 times, until you see the deepening of the skin to mention the skin is better 5, smear a thick layer of cold gel about 10 minutes clean and clean (smear repair growth factor)

B: 1, pruning hair (2-3 mm) 2, clean 3, thin layer of cold glue coated 4, the tip of the operation (the tip of the eye close to the skin to play, a part next to a part of the fight) 5, see the effect : Playing 3 to 5 times (see the hair slightly curled or smell a hairy smell can be) 6, smear a layer of cold gel about 10 minutes clean or clean or apply to repair growth factor.

1, whitening Rejuvenation: 1, clean operation parts 2, are coated with cold gel 3, the tip of the operation (the tip of the skin close to the skin to play, a part next to a part of the fight) from the chin to the cheek and then to the forehead to play, Back and forth to play 3 to 5 times 4, smear a thick layer of cold gel about 10 minutes clean and clean (smear repair growth factor)

2, acne: 1, clean operating parts 2, are coated with cold gel 3, the tip of the operation (the tip of the skin close to the skin to play, a part next to a part of the fight) from the chin to the cheek and then to the forehead, back and forth Playing 3 to 5 times 4, see the effect: acne redness is better 5, smear a thick layer of cold gel about 10 minutes clean and clean (smear repair growth factor)

3, dilute the red blood: 1, clean the operation site 2, are coated with cold gel 3, the tip of the operation (the tip of the skin close to the skin to play, a part next to a part of the fight) from the chin to the cheek and then to the forehead, Back and forth to play 3 to 5 times 4, red blood parts

Shenzhen Bowei tech Co.ltd.

ADD:RM902;ShangMei Times;NO.57;LongGuan RD;Long Hua Dist Shenzhen, China;518000

Tel:86-755-29994192 13148703639

Email:sales@bowei-ch.com <http://www.bowei-ch.com/>

become dark red or red purple is better 5, smear a thick layer of cold gel about 10 minutes clean and clean (smear repair growth factor)

Note: all the items done 24 hours can not be exposed to hot water, not exposure, not sauna, with repairing growth factor repair skin, to avoid the phenomenon of pigment reflux

IPL Frequently Asked Questions:

1. What is IPL beauty?

At present the most advanced high-tech beauty project, the application of magnetic crystal to promote the role of intense pulsed light selective photolysis and the role of stimulating effect, directly according to the skin surface, without damage to the skin under the premise of freckle, hair removal, acne beauty effect.

2. What is IPL rejuvenation?

The magneto-rejuvenation technique is an innovative technique that can be used to solve a variety of benign skin lesions such as epidermal acne, senile plaques, coarse pores, indecent blood vessels or other stains and removal of excess hair. In order to achieve a special cosmetic effect that satisfies the patient, it provides a safe, noninvasive method to accommodate different skin conditions, which is called magneto-rejuvenation.

3. How is IPL rejuvenation treated?

10-30 minutes before treatment, usually in the treatment area to be coated with cold gel, you may be asked to wear dark glasses to protect the eyes from strong light exposure. Treatment, the magneto-optic rejuvenation treatment instrument light guide the treatment of skin, and began to release the pulse light. You may feel a little bit of hot feeling. No anesthesia. The entire course of treatment usually requires 4-6 treatments to achieve the best results, minimal side effects and high satisfaction. Each treatment takes about 15-20 minutes.

4. IPL rejuvenation to achieve the desired effect requires several treatment?

Because the number of treatments depends on the size of your skin needs to be treated and the degree of disease, the general course of treatment takes about 4-6 times, after each treatment of skin lesions will be significantly improved.

5. Why do you need multiple treatments?

The main purpose of dividing the treatment into several times is to minimize the risk of side effects while making the skin progressively improved. The most important thing is that the treatment without downtime, after the completion of each treatment you can immediately resume normal life and work, which is the way the modern people aspire.

6. Does the softening of skin rejuvenation is safe and can hurt the skin?

The magneto-rejuvenation hair removal technique is a non-exfoliating dynamic method that provides a non-invasive method to accommodate different skin conditions. So safe and effective

will not have any damage to the skin.

7. What skin care is needed after treatment?

Do not need special care, but to point out that must be treated to avoid sun exposure, to avoid ultraviolet radiation, 24 hours without sun exposure, every two intervals between 28-45 days, after treatment you can see the full The overall improvement of the skin, all facial defects caused by sunlight damage and light aging, large pores, dark skin color or other abnormal conditions will be significantly improved and eliminated. E light rejuvenation technology can improve the skin to make the skin smooth and delicate, can be used for neck, chest and body parts.

8. What is the difference between magneto-optical and traditional beauty methods?

In the past ten years, tender skin surgery has undergone tremendous changes, the initial use of grinding and chemical deep peeling, and then deep laser wrinkle surgery, although these methods in the treatment of skin light aging in some aspects of a But the customer usually takes some time to stop working, accompanied by unbearable pain, potential side effects and loss of income due to downtime.

At present, some lasers can be used to treat brown spots, some other lasers can be used to treat brown spots, and some can be used for warts under the premise of overall improvement of skin lesions and skin structure. Magneto-rejuvenation can treat the entire face, which brings pleasure beyond the ordinary beauty of the way. Usually in more than five months time, after 5-9 times treatment, magneto-light skin care surgery can provide patients with a significant improvement in the effect. Very low risk to customers and beauticians are from great satisfaction.

9. Can magnetic hair removal be permanently hairned? After the finish will not affect the body sweat?

Magnetoide hair removal device to launch a special spectral section of pulsed light can penetrate the skin directly to the hair follicle roots, the use of hair follicles in the melanocytes in a specific wavelength of light absorption, so that the hair papilla pyrolysis, selective destruction of the hair nipples, The damage to the surrounding tissue at the same time to achieve the effect of removing hair, and can also achieve the effect of rejuvenation. Because the sweat glands from the hair follicles there is a distance, and sweat glands and no melanoma cells, so sweat glands will not be hurt, it will not affect the body perspiration.

10. Did you make a recurrence?

Hereditary lesions do not relapse, such as: genetic freckles, chloasma and red blood; due to endocrine disorders or sun exposure caused by the disease, may relapse. Which need to adjust your diet with the law of life.

11. Magneto-beauty equipment has many advantages, it can also improve a variety of skin defects?

The treatment of magneto-optical beauty instruments breaks through the limitations of traditional localized lesions. So that the effect of cosmetic treatment to face every place. The magneto-rejuvenation instrument can also treat the following symptoms: telangiectasia, skin erythema, pigmentation, fine wrinkles, daylight damage, brown spots, large pores, whitening skin.

In the clinical response, all patients with skin structure, fine wrinkles, irregular pigmentation spots,

large pores and telangiectasia have improved.

Comprehensive treatment of the skin to effectively improve the texture of the skin and restore the skin elasticity of the skin The formation of new collagen fibers produces a smooth tissue structure: thinner pores, fine lines and wrinkles reduced, and can be reduced to the limit - to make the skin more rich elasticity. 14 months after the excellent results, the patient's positive evaluation. Numerous treatment cases reflect the long-term data of magnetic beauty technique for facial erythema

6. Preoperative and postoperative notes:

- A. Operation, the treatment head to close to the skin surface, not separated, the operation must be coated with a coupling adhesive
- B. Prosthetic parts to avoid, hit the white thorium, wrinkle needle, two to three months later, there is a serious wound surface of the ban.
- C. Severe heart disease, high blood pressure, cancer ban, pregnant women forbidden, scar constitution, light sensitive physical
- D. During the treatment of fasting food (such as celery, leeks, parsley, etc.) and photosensitive drugs
- E. Some patients may experience local swelling after receiving treatment, usually in 2 hours to disappear, no treatment, available ice
- F. Each treatment is divided into 1-5 times, according to the individual circumstances of patients, some patients need 2-3 courses
- G. People with plaques, should be allowed to fall off their own, is strictly prohibited forcibly stripping, prohibit the use of lead and mercury or irritating efficacy of products
- H. After the treatment of skin metabolism (due to its collagen hyperplasia), some people may be dry and dry skin conditions, pay attention to pay
- I. 24 hours is strictly prohibited hot water, ban sauna, ban sun exposure
(Sunscreen index --- SPF20 above) sunscreen, especially freckle must pay more attention to the sun, so as not to affect the treatment effect, is strictly prohibited the use of anti-inflammatory aspirin and alcohol (including alcohol containing cosmetics)

7. Precautions (prohibited):

1. Pregnant women or women during menstrual period. The following are the same as the "
2. Epilepsy
3. Malignant tumor patients. The following are the same as the "
4. The patient's wound did not heal after surgery.
5. Acute inflammation or infectious disease. The following are the same as the "
6. People with heart disease or people with pacemakers.
7. (Gallstones) with kidney disease. The following are the same as the "
8. Embedded in metal parts or silicone parts. The following are the same as the "
9. Menstruation, fertility control period, urinary incontinence period. The following are the same as the "
10. Genetic allergies.

Attention

1. Be sure to use a special ultrasonic gel. The following are the same as the "
2. Avoid beating the treatment head. The following are the same as the "
3. To avoid burning, prepare adequate ultrasonic gel during operation. The following are the same as the "
4. Do not stay in the same location, to avoid the operation of the bones. The following are the same as the "
5. Do not use disinfectant products to disinfect the treatment head. We recommend wet cotton or dry towels to clean. The following are the same as the "
6. Check if the power cord of the machine is connected. The following are the same as the "
7. If the machine is not applicable, please shut down. The following are the same as the "
8. Please take off all the metal trim operator and operator. The following are the same as the "
9. If you use for 1 hour, please pause for about 10 minutes and then use it again.
10. During surgery, must not accept other treatment.

Instrument maintenance and after-sales service

1, the instrument from the date of purchase (with notes) host warranty 12 months, 6 months (non-artificial phenomena) free repair instrument malfunction. More than warranty period can also be responsible for maintenance, according to the regulations of the company to charge the cost of spare parts and consumables (transportation cost client). If need to supplement or purchase, please contact with the company.

2, for the following user personal causes of the fault, does not provide free maintenance warranty service:

- 1) to tear open outfit, modified the products caused by the fault;
- 2) the use of the company caused by the distribution of the adapter failure;
- 3) careless use, throw, drop caused by the fault;
- 4) the fault caused by the lack of reasonable maintenance;
- 5) not according to the instructions of the correct use and cause failure.

Product warranty

Product warranty card

The product name		The customer name	
Product model		phone number	
Purchase date		Contact address	
Maintenance date	The cause of the problem	Maintenance content	Maintenance people

bowket

Thanks for using our products! We will give you the best after sales service and technology solutions! Thanks again!

Shenzhen Boweri tech Co.ltd.
ADD:RM902;ShangMei Times;NO.57;LongGuan RD;Long Hua Dist Shenzhen, China;518000
Tel:86-755-29994192 13148703639
Email:sales@bowei-ch.com <http://www.bowei-ch.com/>